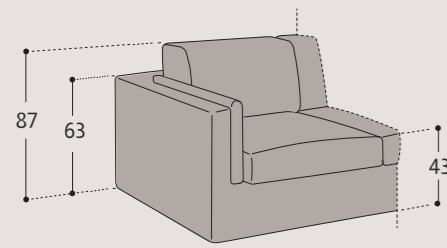
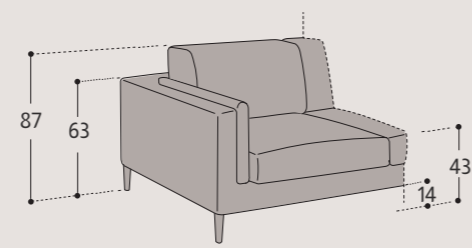


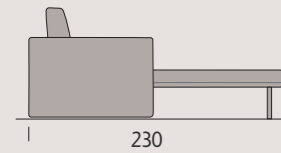
sheer.



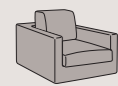
sheer.special



POSSIBILITÀ / POSSIBILITY



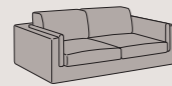
Sistema letto aperto
/ Open bed system



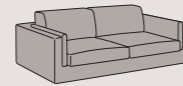
Poltrona
L 83 P 92 H 87



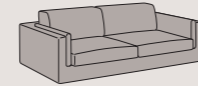
Divano
L 167 P 92 H 87
- Letto



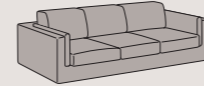
Divano
L 187 P 92 H 87
- Letto



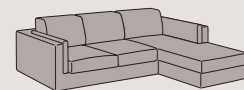
Divano
L 207 P 92 H 87
- Letto



Divano
L 227 P 92 H 87
- Letto



Divano
L 257 P 92 H 87
- Letto



Componibile
panchetta reversibile
L 257 P 153 H 87
- Letto



Poltrona laterale dx/sx
L 93 P 92 H 87



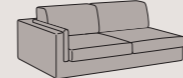
Poltrona laterale dx/sx
L 103 P 92 H 87



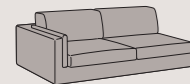
Divano laterale dx/sx
L 147 P 92 H 87
- Letto



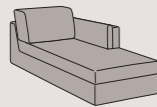
Divano laterale dx/sx
L 167 P 92 H 87
- Letto



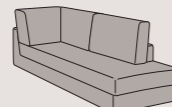
Divano laterale dx/sx
L 187 P 92 H 87
- Letto



Divano laterale dx/sx
L 207 P 92 H 87
- Letto



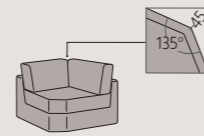
Panchetta dx/sx
L 103 P 163 H 87



Penisola angolare
c/pouff dx/sx
L 92 P 220 H 87



Angolo retto
L 92 P 92 H 87



Angolo aperto
L 115 P 115 H 87




Jolly
L 70 P 92 H 82




Pouff
L 85 P 65 H 43

TIPOLOGIA PIEDI / FEET TYPE

sheer.



Piede ABS effetto
sospeso, di serie
Standard ABS foot
suspended effect



Piede Brick in legno
colore nero o beige
optional
Optional black or beige
finish wooden Brick foot

sheer.special



Piede Link in metallo
finitura nichel nero di
serie, finitura cromo
optional
Standard black nickel
finish metal Link foot,
chrome finish optional



Piede Bill in metallo
finitura marrone moka
optional
Optional moka brown
finish metal Bill foot



Piede Equal in metallo
finitura nero opaco
optional
Optional matte black
finish metal Equal foot



Piede Model in metallo
finitura cromo o
manganese optional
Optional chrome
or manganese finish
metal Model foot



Piede Wily in metallo
finitura cromo o
manganese optional
Optional chrome
or manganese finish
metal Wily foot

INFORMAZIONI TECNICHE / TECHNICAL INFORMATION

Struttura: legno stagionato e agglomerato con imbottitura in poliuretano espanso indeformabile D 30, completamente rivestito in ovatta di poliestere gr 300.

Molleggio seduta: nastri elastici in fibra polipropilenica e lattice da mm 80, tesi meccanicamente.

Cuscini seduta: in poliuretano espanso indeformabile D 30, rivestiti in ovatta di poliestere.

Cuscini schienale: in poliuretano espanso indeformabile D 18, rivestiti in ovatta di poliestere.

Cuscini bracciolo: in poliuretano espanso indeformabile, rivestiti in ovatta di poliestere.

Rivestimenti: completamente sfoderabile in tessuto, parzialmente sfoderabile in pelle ed ecopelle. Nella versione con rivestimento in pelle ci potranno essere delle cuciture aggiuntive.

Sistema letto: disponibile, nella versione Sheer, con letto estraibile con rete elettrosaldata e materasso in poliuretano espanso H cm 6 o materasso a molle H cm 12; non disponibile nella versione Sheer Special.

Structure: seasoned and bonded wood with D 30 non-deformable polyurethane foam, fully wrapped in 300 gr. polyester batting.

Seat springing: elastic bands in polypropylene fiber and 80 mm latex, mechanically stretched.

Seat cushions: in D 30 non-deformable polyurethane foam, covered in polyester batting.

Back cushions: in D18 non-deformable polyurethane foam, covered in polyester batting.

Armrest cushions: in non-deformable polyurethane foam, covered in polyester batting.

Upholstery: fully removable in fabric, partially removable in leather or in eco-leather. In the leather version there could be additional sewings.

Bed system: available, in the Sheer version, with pull-out bed with electro-welded base and a 6 cm deep mattress in polyurethane foam or a 12 cm deep spring mattress; not available in the Sheer Special version.