

MADRID



STRUTTURA VERO LEGNO
REAL WOOD STRUCTURE



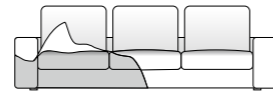
CUSCINO SPALLIERA:
GOMMA DI POLIURETANO
ESPANSO 23 KG/M³
RIVESTITA IN CLIMASOFT
SEAT CUSHION:
POLYURETHANE FOAM
DENSITY 23 KG/M³
COVERED WITH CLIMSOFT



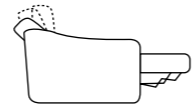
CUSCINO DI SEDUTA:
GOMMA DI POLIURETANO
ESPANSO 35 KG/M³
RIVESTITA IN CLIMASOFT
SITTING CUSHION:
POLYURETHANE FOAM
DENSITY 35 KG/M³
COVERED WITH CLIMSOFT



CUSCINI DI SEDUTA
SFODERABILI
REMOVABLE UPHOLSTERY
FOR SITTING CUSHIONS



COMPLETAMENTE SFODERABILE
FULLY REMOVABLE COVERING



MECCANISMO RELAX EVO CON POGGIATESTA
RECLINABILE INTEGRATO
EVO RECLINING MECHANISM WITH INTEGRATED
RECLINABLE HEADREST

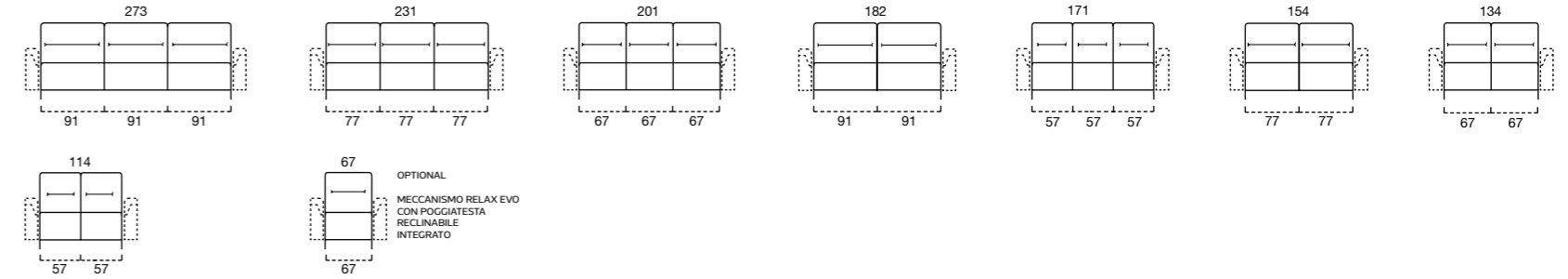
DISTANZA DAL MURO PER RELAX 15 CM
INGOMBRO CON RELAX ALLUNGATO 165 CM
15 CM DISTANCE FROM THE WALL NEEDED
DEPTH SIZE WITH TOTALLY OPENED
MECHANISM CM 165

PELLE / LEATHER

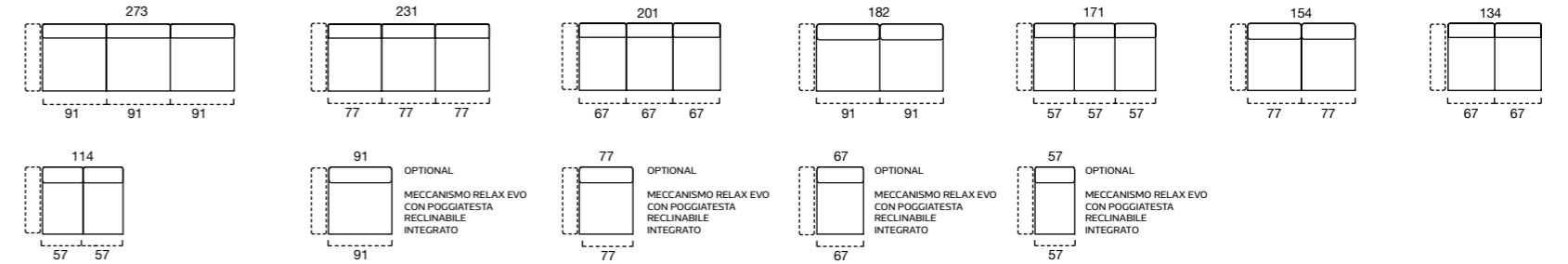
TESSUTO / FABRIC

OPTIONAL

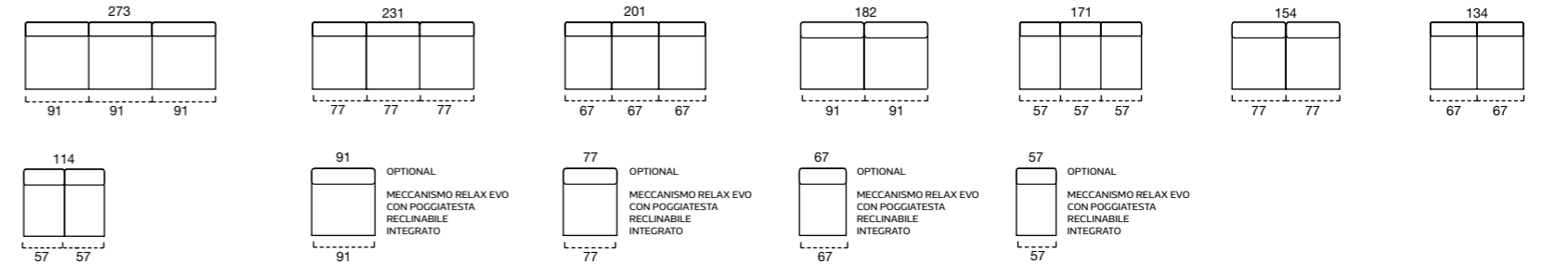
SCocca DIVANO



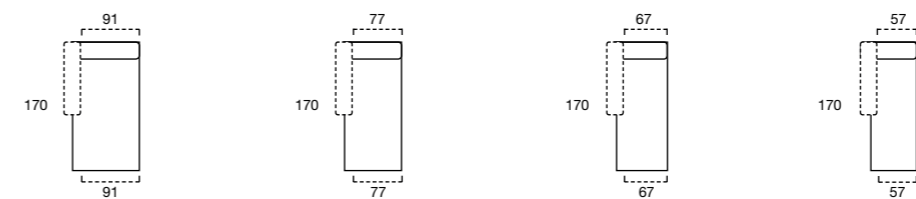
SCocca TERMINALE SX/DX



SCocca CENTRALE



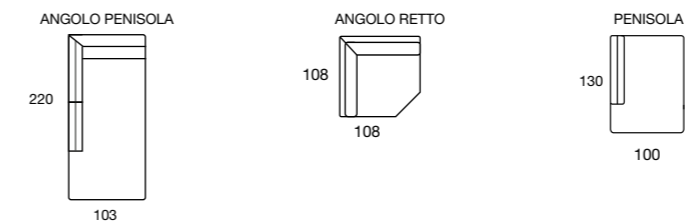
SCocca CHAISE LONGUE SX/DX



POUF



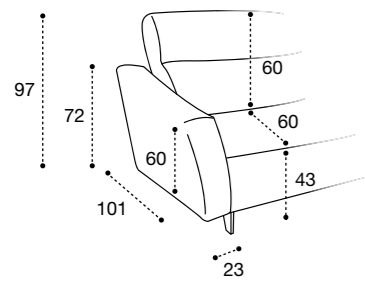
ELEMENTI SPECIALI SX/DX



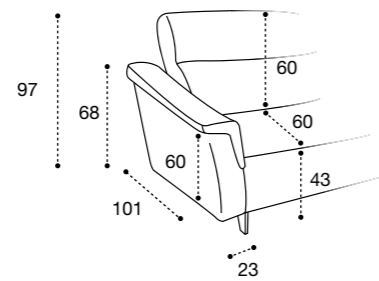
SX/DX SI INTENDE GUARDANDO L'ELEMENTO
RIGHT HAND FACING - LEFT HAND FACING

IL POGGIATESTA RECLINABILE INTEGRATO
È DI SERIE IN TUTTI GLI ELEMENTI SIA FISSI CHE RELAX
THE INTEGRATED RECLINABLE HEADREST IS STANDARD
BOTH FOR FIXED AND RECLINING VERSION

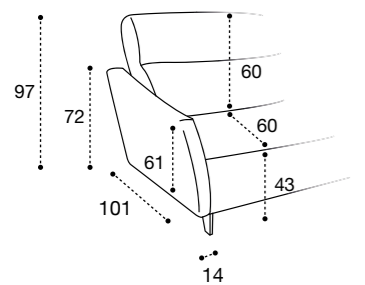
B1



B2



B3



B4

